



New natural-wood-like luxurious sheet material

WOODY SMILE

F☆☆☆☆

SK KAKEN CO., LTD.

Reproducing Luxury, Warmth, and Beauty that lasts forever

Woody Smile is a new natural-wood-like sheet material. It provides beautiful appearance as well as great functions such as weather resistance, durability, and workability. This material draws attention worldwide as a next generation material essential for green buildings. It can be used not only for interior but also for exterior.

Nicely applied to curved surfaces


The material is slightly elastic due to its special manufacturing process, so it can be applied to the curved surface of a round column.

※Applicable to a round column with a diameter of over 600 mm




Super dirt and weather resistance / Super durability

Acrylic silicone resin is contained in the layers of topcoat and mid coat. They prevent dirt and contribute to super weather resistance and super durability.




Woody Smile



Natural wood

Flexibly applied to any complicated surfaces

The material can be easily cut with a utility knife and used for complicated surfaces. It improves work efficiency and shortens the work period.



Excellent maintenance

The lightweight material hardly gives a load on a substrate, so it is best for the maintenance of ceramic tile substrates. Its excellent adhesion to the substrate prevents the material from peeling off the surface.



Type


The straight grain type has been added to the existing flat grain type.

Relaxing space can be created by combining your favorite pattern and colour.

Flat Grain Type



Straight Grain Type



Packing

	No. of colours	Size (mm)	Thickness (mm)	Weight (kg/m ²)
WOODY SMILE (Flat Grain Type / Straight Grain Type)	18 colours	2,950×300 1,450×300	2.5	2.5-3.5

Undercoat・Patching Material

Product name	Net Weight	Remarks
MIRAC SEALER ECO W (CLEAR/WHITE)	15kg	Increasing the adhesive strength
SK TILE FILLER	22.5kg (Powder:20kg/hardener:2.5kg)	Cation based surface conditioner for renovation
TAILOR UNDERCOAT EX	20kg	An adhesive to apply sheets. It becomes the colour of groove lines.
WOODY SMILE PATCHING MATERIAL	3kg	Repairing material for external corners, internal corners and chipped surface
WOODY SMILE PATCHING MATERIAL (topcoat)	600g	A topcoat using for WOODY SMILE PATCHING MATERIAL. Super durable and dirt/dust resistant clear topcoat protects sheets over the long period of time.

Suitable substrates

Concrete, cement rendering, ALC panels, PC boards, slate boards, siding boards, extruded cement panels, ceramic tiles, old paint surfaces, etc.

※Special primer may be required depending on the type of a substrate.

Unsuitable areas / substrates

- Coping
- Sloping wall
- Skirting of interior and exterior walls
- Areas with constant high humidity
- Exterior walls of plywood substrates

※ In addition to the above areas and substrate, WOODY SMILE may not be able to be applied depending on the conditions and environment. Consult your nearest SKK sales office for details.

Printed colours may be different from actual material colours. Check with sample boards and / or catalogues for colour before placing an order.

Standard colours

Flat Grain Type

WDN-701 WDN-703 WDN-705 WDN-709 WDN-710 WDN-711



WDN-718 WDN-719 WDN-720 WDN-721 WDN-722 WDN-723




WDN-712 WDN-713 WDN-714 WDN-715 WDN-716 WDN-717



Straight Grain Type

*When ordering straight grain, put 'M' at the end of a colour number.

WDN-711M WDN-717M WDN-718M WDN-719M WDN-721M WDN-722M







Application Procedure

*The below is a sample of an application procedure. Consult your nearest sales office for details.

Site inspection	Check the type and condition of a substrate. Measure the actual dimensions to apply WOODY SMILE.
Deciding groove designs	With the measured dimensions, decide the layout of grooves. Based on the standard size of a sheet, decide the layout to minimize the wastage.
Preparation	<p>Check points</p> <ul style="list-style-type: none"> *The materials are prepared as ordered. *Water and electricity are available. *The application area is confirmed, and the dimensions on the drawings (floor plan and elevation) are checked with the actual dimensions. *Check if the sheets need to be applied around windows or to external corners or not.
Protection	Check the walls where sheets are to be applied, and protect the surroundings before to the application.
Undercoat	Apply MIRAC SEALER ECO W (CLEAR/WHITE).
Application of sheets	<p>Mark the surface based on the layout. Apply TAILOR UNDERCOAT EX to the substrate with a saw-toothed trowel, and then press the sheet with a rubber roller.</p> <div style="display: flex; justify-content: space-around; align-items: center;">     </div> <p style="display: flex; justify-content: space-around; align-items: center; font-size: small;"> Applying adhesive Applying sheets Pressing sheets Completed </p>
Repair	External corners and cracks shall be repaired by filling WOODY SMILE PATCHING MATERIAL. When the patching material dries thoroughly, smooth the surface with a sandpaper and apply WOODY SMILE PATCHING MATERIAL (topcoat) to the repaired surface.
Final inspection	Check if there are cracks or chipped surface. Repair the damaged surface, if necessary.
Cleaning	Remove the surface protection and clean the site.

Application procedure for corner

■ Surface treatment for corner (standard method)

After applying the sheet, apply WOODY SMILE PATCHING MATERIAL to the corner.
When the patching material dries thoroughly, smooth the surface with a sandpaper.
Apply WOODY SMILE PATCHING MATERIAL (topcoat) to the corner with a brush. ※
Completed

※Apply topcoat diluting with water by 20%.

■ Optional Specification Using Corner Material (Effective for large irregularities of the substrate)





Check the vertical position using a transit compass. Then, adjust both external corners by using Corner Material.
Apply TAILOR UNDERCOAT EX or substrate conditioners to fix and embed Corner Material.
Apply the sheet.

Job references



SKK Global Centre / Japan




Singa Hills / Singapore



SKK Global Centre / Japan




Hong Kong Children's Choir Centre / Hong Kong




A private house / Singapore

Fitting


Renovating ceramic tiles



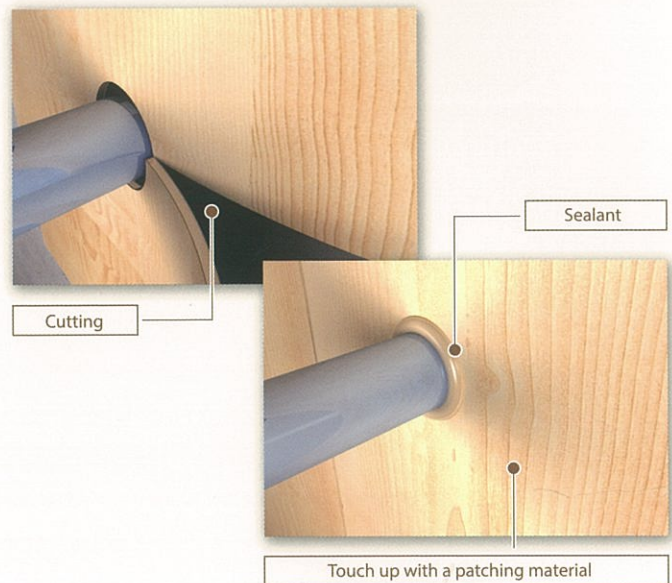
Window frame




Parapet



Handrail



Ventilation hole



HEAD OFFICE IN JAPAN SK KAKEN CO., LTD.
5-25, 3-Chome, Nakahozumi, Ibaraki-City, Osaka
567-0034, Japan
Tel: (81)72-621-7727 Fax: (81)72-621-7728



SINGAPORE SKK (S) PTE. LTD.
14 Pandan Road, Singapore 609262
Tel: (65) 6274-0020 Fax: (65) 6278-0060
Web: <http://www.skk.com.sg>
Factory: SINGAPORE FACTORY

MALAYSIA SK KAKEN (M) SDN. BHD.
Suite 13.01, Level 13, Centrepoint South, The Boulevard,
Mid Valley City, Lingkaran Syed Putra, 59200 Kuala
Lumpur, Malaysia
Tel: (60)3-2282-9800 Fax: (60)3-2282-9810
Web: <http://www.skk.com.my>
Branch Office: Johor Bahru, Kuantan, Penang
Factory: SKK CHEMICAL (M) SDN.BHD.

HONG KONG SKK (H'K) CO., LTD.
38/F, @Convoy,
169 Electric Road, Fortress Hill, Hong Kong
Tel: (85) 2-2529-3968 Fax: (85) 2-2527-0299
Web: <http://www.skkhk.com.hk>

INDONESIA
PT. SKK KAKEN DISTRIBUSI
PT. SKK KAKEN KONSTRUKSI
Setiabudi Atrium Building, 5th floor, suite 504,
Jl. H. R. Rasuna Said Kav. 62, Jakarta, Indonesia 12920
Tel: (62)21-5210401(5210402) Fax: (62)21-5210403
Factory: PT. SKK KAKEN INDONESIA

VIETNAM
SKK VIETNAM CO., LTD.
HCMC OFFICE
Unit A1, 1st Floor, Y ban Building, 69 Tach Thi Thanh
St, Tan Dinh Ward, District 1, HCMC, Vietnam
Tel: (84)8-2220-0983 Fax: (84)8-2220-0987

SKK (S) PTE. LTD. HANOI OFFICE
Floor 7, Lotus Building, No.2 Duy Tan Street, Dich Vong
Hau Ward, Cau Giay District, Ha Noi city, Vietnam
Tel: (84)4-3556-1151(1152) Fax: (84)4-3556-1153

INDIA
SKK (S) PTE. LTD. BANGALORE BRANCH
OFFICE
No.33/5, Mount Kailash, Meance Avenue Road, Ulsoor,
Bangalore, 560 042, India
Tel: (91)80-4148-2831/2832 Fax: (91)80-4148-2836

SKK (S) PTE. LTD. DELHI BRANCH OFFICE
55 Community Center, 1st Floor, East of Kailash, New
Delhi-110066, India
Tel: (91)11-4654-1999 Fax: (91)11-4654-1998

SKK (S) PTE. LTD. MUMBAI BRANCH OFFICE
No. 720, 7th Floor, "C" Wing, "215 Atrium" Andheri
Kurla Road, Andheri (East), Mumbai- 400 059, India
Tel: (91)22-2836-0907

SKK (S) PTE. LTD. KOLKATA BRANCH OFFICE
No. 506, 5th Floor 1/1A, Mahendra Roy Lane, PS Pace
Building, Kolkata - 700 046, India
Tel: (91)33-4064-6013

THAILAND SK KAKEN (THAILAND) CO., LTD.
518/5 Maneya Center Building 6th Floor, Pleonchit Rd.,
Lumpini, Pathumwan, Bangkok 10330
Tel: (66)2-652-0600(0585)(0858) Fax: (66)2-652-0639
Web: <http://www.skk.co.th>
Branch Office: Chiang Mai
Factory: SKK CHEMICAL (THAILAND) CO., LTD.

KOREA SKK KAKEN (KOREA) CO., LTD.
#301, YeokSam Venture Bldg, 708-33, YeokSam-Dong,
GangNam-Gu, Seoul, 135919, Korea
Tel: (82)2-562-1592 Fax: (82)2-562-1594
Web: <http://www.skk.com>
Factory: SEOUL FACTORY

CHINA SIKOKU KAKEN (SHANGHAI) CO., LTD.
Units 3-7, 25F, Far East International Plaza A,
No. 319 Xianxia Road, Changning District, Shanghai, China
Tel: (86)21-6209-9169 Fax: (86)21-6209-9189
Web: <http://www.skk.com.cn>
Branch Office: Beijing, Guanzhou, Shenyang Dalian, Wuhan,
Chongqing, Kunming, Nanjing Suzhou, Hangzhou, Tianjin,
Changchun, Xi'an, Hebei, Henan, Taiyuan
Dealer:
SIKOKU KAKEN (SHANGHAI) CO., LTD. First Main Branch
Factory: SHANGHAI FACTORY
SIKOKU KAKEN (LANGFANG) CO., LTD.