



SK AESTHETIC COAT

Special roller coating system for interior and exterior

SKK

The original texture, Feeling & Colour of the material itself decorate the wall surface Luxuriously.

SK AESTHETIC COAT is a new type of decorative finishing system. With the specially and uniquely developed technique and special coating materials, it easily reproduces the beauty and texture of the material itself created by artisan's expertise.

The full water-based system (matt finish) from the undercoat to the topcoat both for interior and exterior by the roller application provides excellent workability and safety.

SK AESTHETIC COAT

Features



Low odour



HCOH
emission class



Washability



Mould and
algae resistance



Fireproof
performance



Easy
workability



High
durability



Dirt resistance



Acid
resistance



Alkali
resistance

Suitable substrates

Gypsum boards, calcium silicate boards, concrete, cement mortar, extruded cement boards,
PC members, various types of boards, old paint films, etc.



Japanesque

Solemn and
noble Japanese beauty



BFR-103 / FFR-103



BFR-109 / FFR-109



BFR-110 / FFR-110



BFR-111 / FFR-111



BFR-112 / FFR-112



BFR-113 / FFR-113



BFR-114 / FFR-114



BFR-115 / FFR-115



和

BFR-112 / FFR-112

中華



BFR-121 / FFR-121

Leather

Comfort of being wrapped with
high-quality leather



BFR-121 / FFR-121



BFR-122 / FFR-122



BFR-123 / FFR-123



BFR-124 / FFR-124

Concrete

Look of "nothingness" of fair-faced concrete having exceptional aesthetic expression



Special colour



BFR-104 / FFR-104



BFR-105 / FFR-105



BFR-106 / FFR-106



BFR-107 / FFR-107



BFR-108 / FFR-108

金剛

RUST

Added elegance by vintage
impression of metals




BFR-118 / FFR-118



BFR-119 / FFR-119



BFR-120 / FFR-120



BFR-127 / FFR-127



BFR-128 / FFR-128



BFR-129 / FFR-129



BFR-130 / FFR-130

BFR-129 / FFR-129


JOB REFERENCES



Bohemian house, Hong Kong



Mitaheiwa building, Japan



BFR-112 / FFR-112 (Metallic finish)

*For metallic finish, please contact the nearest sales office for the details.



Ebisuholic Hotel, Japan



Mitaheiwa building, Japan



Meets Kokubunji, Japan

Standard Specification

The below products and application specification may be changed without notice.

■ For interior / New construction and renovation

(23°C)

Process	Material	Dilution ratio (wt.%)	Consumption (kg/m²)	No. of coat	Interval(hrs)			Remarks	
					In process	Between processes	Final curing		
Surface treatment	<ul style="list-style-type: none">Remove dirt or dust thoroughly, and make good unevenness, irregularities and scratches.Dry the surface thoroughly to bring moisture content to a maximum of 10% and pH to 10 or less. 【New construction】For the uneven surface of gypsum boards and the dented surface due to screw, prepare the surface with putty and make it as smooth as possible. 【Renovation】In case of peeling, lifting and gaps of the wallpaper, repair it by pasting, etc.							—	
1	Undercoat ※2	HP SEALER	Pre-mixed	0.10-0.13 ※1	1	—	2 or more	—	Wool roller, Brush
2	Base coat	SK AESTHETIC COAT BASE	100	0.13-0.15 ※1	1 ※5	—	2 or more	—	Wool roller, Brush
		Water	5-15	—					
3	Pattern coat ※3, 4	SK AESTHETIC COAT FOUNDATION	100	0.03-0.05 ※1	1	—	2 or more	(24 or more)	Special roller Special sponge
		Water	50-100	—					
(4)	Touch-up	Check the condition of the surface. In case of uneven finish, touch up with base colour or foundation colour using foundation roller and special sponge.				—	—	24 or more	Special roller Special sponge

■ Metallic finish

*Metallic finish is only for interior. For metallic finish, please contact the nearest sales office for the details.

(23°C)

5	Pattern coat	FINE METALLIC W	100	0.01-0.03	1	—	—	24 or more	Special sponge
		Water	0-5	—					

■ For exterior / New construction and renovation

(23°C)

Process		Material	Dilution ratio (wt.%)	Consumption (kg/m²)	No. of coat	Interval(hrs)			Remarks
						In process	Between processes	Final curing	
Surface treatment		<ul style="list-style-type: none">Remove dirt or dust thoroughly, and make good unevenness, irregularities and scratches.Dry the surface thoroughly to bring moisture content to a maximum of 10% and pH to 10 or less. 【Renovation】Completely remove any defective layer, powder and efflorescence with high-pressure jet washer (5-15MPa).							-
1	Undercoat ※2	BIOFINE SEALER	Pre-mixed	0.10-0.13	1	-	2 or more	-	Wool roller, Brush
2	Base coat	SK AESTHETIC COAT BASE	100	0.13-0.15	1 ※5	-	2 or more	-	Wool roller, Brush
		Water	0-20	-					
3	Pattern coat ※3, 4	SK AESTHETIC COAT FOUNDATION	100	0.03-0.05	1	-	2 or more	(24 or more)	Special roller Special sponge
		Water	50-100	-					
(4)	Touch-up	Check the condition of the surface. In case of uneven finish, touch up with base colour or foundation colour using foundation roller and special sponge.				-	-	24 or more	Special roller Special sponge
5	Topcoat ※6	SK AESTHETIC COAT Si CLEAR MATT	100	0.13-0.15	1	-	-	24 or more	Airless spray gun Discharge : 400-600ml/min Pattern width : 25-30cm
		Water	5-15	-					

- The consumption varies depending on the application conditions. The theoretical volume (without wastage) shall be 0.08-0.10kg/m² for undercoat, 0.11-0.13kg/m² for base coat, and 0.03-0.05kg/m² for pattern coat. Use the consumption when calculating the required quantity of each material.
- Choose an appropriate undercoat depending upon the conditions and type of a substrate.
- Arrange the test application and get the approval of the pattern from an architect and general contractor prior to the actual application.
- For the narrow space and the area where it is hard to create patterns such as uneven substrate, use a special sponge for touch-up.
- If the substrate is seen through clearly, apply extra materials. In that case, be careful that the total consumption shall be 0.15 kg/m² or less.
- Basically, a clear topcoat shall be applied with spray. In case the roller application is required depending on the conditions, use a non-bubble roller (short nap) and be careful not to make the uneven gloss.

Packing Style

Material	Packing style
HP SEALER	20ltr/can
BIOFINE SEALER	20ltr/can
SK AESTHETIC COAT BASE	20ltr/can, 5ltr/can
SK AESTHETIC COAT FOUNDATION	4ltr/can, 1ltr/can
FINE METALLIC W	15kg/can
SK AESTHETIC COAT Si CLEAR FOUNDATION	15kg/can

Hazards Information and Safety Precautions

Handle a product in accordance with SDS (Safety Data Sheet).
Be careful about the safety control when conducting application work.

STANDARD COLOURS

For metallic finish, please contact the nearest sales office for the details.



BFR-103 / FFR-103




BFR-104 / FFR-104




BFR-111 / FFR-111



BFR-114 / FFR-114



BFR-110 / FFR-110



BFR-109 / FFR-109



BFR-112 / FFR-112



BFR-113 / FFR-113



BFR-121 / FFR-121



BFR-122 / FFR-122



BFR-123 / FFR-123



BFR-124 / FFR-124



BFR-115 / FFR-115



BFR-118 / FFR-118



BFR-119 / FFR-119



BFR-120 / FFR-120



BFR-105 / FFR-105



BFR-106 / FFR-106



BFR-107 / FFR-107



BFR-108 / FFR-108



BFR-129 / FFR-129



BFR-130 / FFR-130



BFR-128 / FFR-128



BFR-127 / FFR-127

Printed colours may be different from actual colour. Check with sample boards before placing an order.



HEAD OFFICE IN JAPAN **SK KAKEN CO., LTD.**

5-25, 3-Chome, Nakahozumi, Ibaraki-City, Osaka, 567-0034, Japan
Tel: (81)72-621-7727 Fax: (81-72)621-7728
Web: <http://www.sk-kaken.co.jp>



MALAYSIA **SK KAKEN (M) SDN. BHD.**

Suite 13.01, Level 13, Centrepont South, The Boulevard, Mid Valley City,
Lingkar Syed Putra, 59200 Kuala Lumpur, Malaysia
Tel: (60)3-2282-9800 Fax: (60)3-2282-9810

Web: <http://www.skkm.com.my>

Branch Office: Johor Bahru, Kuantan, Penang

Factory: SKK CHEMICAL (M) SDN. BHD.

SINGAPORE **SKK (S) PTE. LTD.**

14 Pandan Road, Singapore 609262
Tel: (65)6274-0020 Fax: (65)6278-0060

Web: <http://www.skks.com.sg>

Factory: SINGAPORE FACTORY

INDONESIA **PT. SKK KAKEN DISTRIBUSI** **PT. SKK KAKEN KONSTRUKSI**

Seriabudi Atrium Building, 5th floor, Suite 506, Jl. H. R. Rasuna Said Kav. 62,
Jakarta, Indonesia 12920

Tel: (62)21-5210401(5210402) Fax: (62)21-5210403

Factory: PT. SKK KAKEN INDONESIA

HONG KONG **SKK (H.K.) CO., LTD.**

38/F, Lee & Man Commercial Center, 169 Electric Road, Fortress Hill, Hong Kong
Tel: (852)2529-3968 Fax: (852)2527-0299

Web: <http://www.skkhk.com.hk>

THAILAND **SK KAKEN (THAILAND) CO., LTD.**

518/5 Manee Center Building 6th Floor, Pleonchit Rd.,
Lumpini, Pathumwan, Bangkok 10330, Thailand
Tel: (66)2-652-0600(0585)(0858) Fax: (66)2-652-0639

Web: <http://www.skkt.co.th>

Branch Office: Chiang Mai

Factory: SKK CHEMICAL (THAILAND) CO., LTD.

CHINA **SIKOKU KAKEN (SHANGHAI) CO., LTD.**

Units 3-7, 25F, Far East International Plaza A,
No. 319 Xianxia Road, Changning District, Shanghai, China
Tel: (86)21-6209-9169 Fax: (86)21-6209-9189

Web: <http://www.skkm.com.cn>

Branch Office:
Beijing, Guangzhou, Shenyang, Dalian, Wuhan, Tianjin, Changchun, Xi'an,
Chongqing, Kunming, Nanjing, Suzhou, Hangzhou, Hefei, Henan

Factory:
SHANGHAI FACTORY
LANGFANG FACTORY

Any unauthorized copying, alteration, distribution of part or all of the contents is prohibited.