

PEARL ELEGANTE



Pearl-like decorative finish for interior

Ultimate elegance now
shining like pearl



Pearl-like decorative finish for interior

PEARL ELEGANTE

Pearl Elegante is a new type of decorative coating for interior. With special aggregates, the mixed texture of natural soil, sand, stone and seashells provides totally new designs with touch of natural beauty and pearl-like shine. Moreover, its excellent properties create comfortable, healthy and safe space.

■ Features



Excellent design

With the mixed texture of natural soil, sand, stone and seashells, Pearl Elegante provides natural and pearl-like glittering finish.



Environmentally friendly

It emits less than 1% of TVOC (Total Volatile Organic Compound) and provides a safe and comfortable room.



Mildew resistance

Pearl Elegante, with its special specification, provides strong resistance to microorganism such as mildew, and maintains the healthy environment.



Certified fire protection material

It is certified as a fire protection material.



Absorbing and fixing formaldehyde

Pearl Elegante absorbs and fixes harmful VOC (Volatile Organic Compounds) such as formaldehyde.

■ Patterns



Rough



Gelato



Natural



Hair Line



Wave



Ripple

PEARL ELEGANTE



OPL- 01



OPL- 02



OPL- 03



OPL- 04



OPL- 05



OPL- 06



OPL- 07



OPL- 08



OPL- 09



OPL- 10



OPL- 11



OPL- 12



OPL- 13



OPL- 14

Standard Application Specification

Common Process

[23°C, 65%RH]

Process	Material	Dilution ratio (wt.%)	Consumption (kg/m ²)	No. of coat	Interval (hrs)			Remarks
					In process	Between processes	Final curing	
Surface treatment	<ul style="list-style-type: none"> ● Dry a surface thoroughly to bring water content to a maximum of 10% and pH to 10 or less. ● Remove dirt and dust completely, and make good unevenness, irregularities and scratches. 							—
Puttying ¹⁾	<ul style="list-style-type: none"> ● Apply finish putty mainly to dents. ● Smooth the surface evenly (mainly puttied surface) with P120 -180 sandpaper. 							
Undercoat 1	SK STAIN SEALER W	Pre-mixed	0.10-0.13	1	—	2 or more	—	Wool roller, Brush
Undercoat 2	COLOUR BINDER	100	0.20-0.25	1-2	2 or more	2 or more	—	Wool roller, Brush
	Water	0-20	—					

Natural Finish

[23°C, 65%RH]

Process	Material	Dilution ratio (wt.%)	Consumption (kg/m ²)	No. of coat	Interval (hrs)			Remarks
					In process	Between processes	Final curing	
Main coat 1 (base coat)	PEARL ELEGANTE	100	0.8-1.0	1	—	2 or more	—	Trowel
	Water	0-2	—					
Main coat 2 (pattern coat)	PEARL ELEGANTE	100	1.0-1.2	1	—	2-3	—	Trowel
	Water	0-2	—					
Patterning	Press the surface lightly and finish the patterns.				—	—	Over 24	Plastic Trowel

Hair Line Finish / Ripple Finish

[23°C, 65%RH]

Process	Material	Dilution ratio (wt.%)	Consumption (kg/m ²)	No. of coat	Interval (hrs)			Remarks
					In process	Between processes	Final curing	
Main coat	PEARL ELEGANTE	100	2.0-2.2	1	—	5min or less	—	Trowel
	Water	0-2	—					
Patterning	<ul style="list-style-type: none"> ● Soak SK Design Brush into water. ● Make patterns by moving the brush randomly in the same direction like sweeping the surface. 				—	2-3	—	SK DESIGN BRUSH
Finishing surface	Press the surface lightly and finish the patterns.						24 or more	Plastic Trowel

Wave Finish / Gelato Finish

[23°C, 65%RH]

Process	Material	Dilution ratio (wt.%)	Consumption (kg/m ²)	No. of coat	Interval (hrs)			Remarks
					In process	Between processes	Final curing	
Main coat	PEARL ELEGANTE	100	2.0-2.2	1	—	5min or less	—	Trowel
	Water	0-2	—					
Finishing surface	Make patterns by moving a trowel in an arc, like smoothing the surface evenly.						24 or more	Trowel

Rough Finish

[23°C, 65%RH]

Process	Material	Dilution ratio (wt.%)	Consumption (kg/m ²)	No. of coat	Interval (hrs)			Remarks
					In process	Between processes	Final curing	
Main coat	PEARL ELEGANTE	100	2.0-2.2	1	—	—	24 or more	SK ALMIGHTY GUN (Lithin tip) Nozzle tip:4-6mm Pressure:392-588kPa (4-6kgf/cm ²)
	Water	3-5	—					

1)For finishing putty, use regular putty that does not contain anti-mildew agent.

2)In case substrate may be stained in renovation, apply SK STAIN SEALER W prior to COLOUR BINDER.

Packing Style

SK STAIN SEALER W
COLOUR BINDER
PEARL ELEGANTE

15kg/can
20kg/can
20kg/can

Hazards Information and Safety Precautions


Handle a product in accordance with SDS (Safety Data Sheet).
Be careful about the safety control when conducting application work.

 HEAD OFFICE IN JAPAN
SK KAKEN CO., LTD.
Tel: (81)72-621-7727

 SINGAPORE SKK (S) PTE. LTD.
Tel: (65) 6274-0020
Factory: SINGAPORE FACTORY

 INDIA
BANGALORE BRANCH OFFICE
Tel: (91)80-4148-2831/2832

 DELHI BRANCH OFFICE
Tel: (91)11-4654-1999

 MUMBAI BRANCH OFFICE
Tel: (91)22-2836-0907


 KOLKATA BRANCH OFFICE
Tel: (91)33-4064-6013

 INDONESIA
PT. SKK KAKEN DISTRIBUTUSI
PT. SKK KAKEN KONSTRUKSI
Tel: (62)21-5210401/5210402

 VIETNAM
SKK VIETNAM CO., LTD.
HCMC OFFICE
Tel: (84)8-2220-0983


 SKK (S) PTE. LTD.
HANOI BRANCH OFFICE
Tel: (84)4-3556-1151/1152

 MALAYSIA SK KAKEN (M) SDN. BHD.
Tel: (60)3-2282-9800
Branch Office: Johor Bahru, Kuantan, Penang

 HONG KONG SKK (H'K) CO., LTD.
Tel: (85) 2-2529-3968

 KOREA SKK KAKEN (KOREA) CO., LTD.
Tel: (82)2-562-1592
Factory: SEOUL FACTORY

 THAILAND SK KAKEN (THAILAND) CO., LTD.
Tel: (66)2-652-0600(0585)(0858)

 CHINA SIKOKU KAKEN (SHANGHAI) CO., LTD.
Tel: (86)21-6209-9169

 Dealer:
SIKOKU KAKEN (SHANGHAI) CO., LTD. First Main Branch
Factory: SHANGHAI FACTORY
SIKOKU KAKEN (LANGFANG) CO., LTD.

No.1612001-1DA1